

SHIELD

PORTABLE SPEECH PROTECTOR

An improved version of EO-2 PRO speech protector, the new SHIELD will perfectly protect you from all types of wiretapping. Its big advantage is the built-in battery, which can last you up to 4 hours of operation. You can use the speech protector for example in the car or in a cafe and anywhere else. Its range is 3-20 meters.



The ideal speech protector for all those who very often take part in meetings on the go and want to be sure that no one will eavesdrop on them during the meeting. Portable wiretapping device SHIELD lasts up to 4 hours of operation on battery. It can generate an inaudible ultrasonic noise that overwhelms microphones within 3 meters. But if you want perfect protection, you can also use acoustic noise. The combination of these two protection layers prevents any form of eavesdropping.



TRACE POINT INDIA

- > Ultrasonic noise overwhelms microphones and bugs within 3 meters.
- > Acoustic noise protects you from eavesdropping through a wall, window or third party up to a distance of 20 meters.
- > You can set different intensity of acoustic noise generation.
- > It guarantees a perfectly safe meeting.
- > You can take the speech protector with you anywhere.



Ideal for protecting meetings on the go.



Impossible to eavesdrop through a wall, window or by a third party within 20 meters.



The speech protector can be carried anywhere with you.

SHIELD

Acoustic Noise

Protects against eavesdropping through a wall with a stethoscope microphone and it even prevents eavesdropping remotely through window panes via a laser microphone. Acoustic noise provides an additional layer of protection against eavesdropping based on technology other than conventional microphones. For example, it protects against a third-party person listening in on your conversation from a distance. Acoustic noise can generate and mix voices in various ways. You can also record these voices yourself. These then overlap the conversation itself - so they are audible to others. Thanks to this feature you can speak freely while others hear the pre-recorded voices mixed together.

Features of Ultrasound

It generates inaudible ultrasonic noise which blocks the microphone devices within the range of the speech protector. Protects against microphone recording. Protects especially against bugs and recording via smartphones or watches. The generated ultrasonic noise does not disrupt the course of your meeting and the jammer will remain unnoticed.

Easy to use

The SHIELD portable eavesdropper doesn't need to be configured or installed. You simply turn it on or off with a switch. You can set the noise generation intensity using the rotation level. You can tell if the speech protector is active by the red illuminated inscription of the SHIELD model.

Instructions for use

The device uses the following three levels of protection:

Silent Ultrasound – suppresses high quality voice recorders. Place the SHIELD portable speech protector in the space so that the ultrasonic source (placed in front, under the black fabric) is directed to the risky place where there may be wiretapping. The effectiveness of ultrasound is up to 3 meters without acoustic noise. This mode is turned on using the button on the front panel in the left part. If you hear an acoustic noise when you turn it on, you can adjust it using the rotary volume button located on the front panel in the right corner.





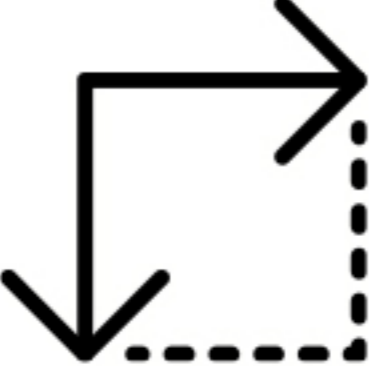



Ultrasound and quiet acoustic noise – is the main operating mode, which allows you to act comfortably and protect you against all types of eavesdropping devices. It is turned on using the volume button on the front panels in the right part.

Ultrasound and loud acoustic noise – maximum protection mode used when you need to fully protect information at the cost of reducing comfort during negotiations. It is turned on using the volume button on the front panels in the right part.

We recommend setting the acoustic noise level so that possible bugs outside the meeting table cannot record the conversation. The range of acoustic interference is up to 20 meters around the device.

You can record your own voice for using acoustic noise into the speech protector by pressing and holding the volume button located in the right corner of the front panel for about 5 seconds until the blue SHIELD sign goes out, the recording mode is started and you can release the volume button. We recommend conversing for at least 5 minutes on a casual topic. The bug speech protector will then use the recording to generate random words, effectively overlaying your conversation. The acoustic noise is unique, you will find it in all our SHIELD speech protector.

- ✓ Digital and analog voice recorders.
- ✓ Voice recorders in mobile phones.
- ✓ Eavesdropping remotely through windows using laser microphones.
- ✓ Built-in and directional microphones.
- ✓ Eavesdropping via stethoscope.

	Weight 820 g
	Range Acoustic voice mix up to 30 meters* Ultrasound up to 5 meters*
	Intensity of ultrasonic interference 21 × 128-132 dB
	Output of acoustic interference 3W
	Dimensions 15,7 cm × 16,7 cm × 4 cm
	Battery capacity 4000 mAh
	Battery life 4-5 hodin
	Jack 3,5 mm**

*Each device can have an individual range.

**An external speaker can be connected for better acoustic quality.

Safety information

Make sure that the supply voltage corresponds to the voltage specified in the documentation.

Please **comply with the following safety precautions:**

- Avoid contact with water and areas of high humidity at all times. The device should not be exposed to dripping and/or splashing water. When cleaning the device use dry materials only. Make sure to protect the equipment from rain.
- Do not use the device in areas with extreme temperatures. We recommend using it in an environment with temperature between 0° and 45°. Do not install the device near heat sources.
- Avoid contact with parts that conduct electricity. Please, do not remove the cover or casing of the device in any way to avoid the risk of electric shock.
- In case there is a ventilation opening on the device, make sure it does not get blocked.
- Use only accessories that were specified and supplied by the manufacturer.
- Make sure to not place the device on top of other electronic devices or place electronic equipment on top of the supplied device.
- Do not place the device close to your ears. It emits high frequency sounds that may damage your hearing. Prolonged use of the device at high volume may cause hearing damage. Use the device only when necessary and at the appropriate volume.
- Do not tamper with the power cord in any way. If the power cord is mechanically damaged, stop using the device immediately. Mechanically damaged cables, ruptured insulation or frayed cables pose a risk of electric shock and also risk of fire.
- If necessary, have the equipment serviced by qualified personnel and do not attempt to repair the device yourself.
- Be wary of open flame – the equipment is made of flammable materials. Never bring it close to an open fire.

The electrical plug must remain easily accessible in case of an emergency shutdown. Do not overload the sockets with the plugged device.

If the devices include a battery, do not expose the battery to excessive heat, fire, etc., as there is a risk of explosion. Also, do not subject the battery to high altitudes or low air pressure. Always use batteries recommended by the manufacturer. Wrong batteries may interfere with the proper functioning of the product.

Important

When using the ultrasonic noise generator to overwhelm all microphones in the vicinity, certain limitations may arise due to the laws of physics. Some of the microphone designs may be more susceptible to be jammed than others. Therefore, the effectiveness may be different for each of the designs. The maximum effective range of the generator can therefore also vary by up to several times depending on the type of the microphone. Additionally, the generated ultrasonic noise can bounce off different surfaces and is unable to penetrate most materials to any greater depth. It is recommended to use a sufficient number of devices and then position them appropriately in the room to ensure the best possible protection of privacy during meetings.

For the best possible protection, we recommend using the acoustic noise function which allows you to record your own voice in your own language and overlap your conversation with it. The recorded voice is then randomly generated to create a sound barrier against eavesdropping via a stethoscope and laser microphones. Additionally, it protects against the most cutting-edge forensic cleaning technologies.

Although the device does not guarantee a 100% jamming effectiveness, it greatly outperforms competing solutions. Due to its configuration, it can guarantee high effectiveness when used against microphones on devices such as dictaphones, wiretaps and seismic microphones, computer microphones, headsets, cameras and mobile phones.

